






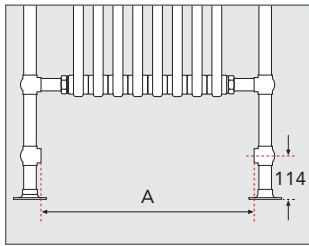
**DEE.**

A design statement from **MYSON**.

-  Suitable for indirect/closed heating systems only.
-  Recommended valves: chrome CHV15 - please see page 62.
-  Dual fuel option available: recommended heater kit. VR1/4=300PTC, VR1=400PTC, VR2=500PTC, VR3=500PTC



Face to Face Tappings (mm)

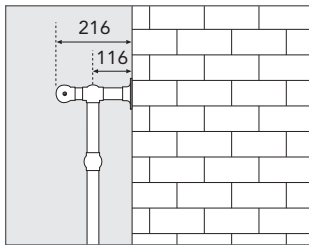


width (mm)	A (mm)
476	341
676	541
776	641
876	741

code	width mm	height mm	Btu/hr Δ 50°C	watts Δ 50°C
VR1/4	476	955	1443	423
VR1	676	955	2054	602
VR2	776	955	2361	692
VR3	876	955	2672	783

This product now has 1/2" tappings.

Projection (mm)



NB: All measurements are nominal.