







FERLO.

A high quality, stylish curved multi-rail.




Product shown with TPeg3



-  Chrome finish suitable for most central heating or hot water system, please see page 6.
-  White finish suitable for indirect/closed heating systems only.
-  Recommended valves: V15A or V15S, please see page 62.
-  Available accessories: towel pegs, rails and rings, please see page 63.
-  Dual fuel option available: recommended heater kit - please refer to the table below:

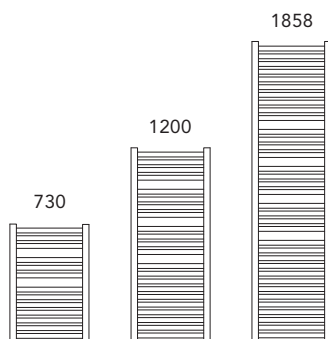
Heater Kits

multi-rail size	white	chrome
	code	code
1/45 to 3	MHK300	MHK200
4/45 to 6	MHK300	MHK200
7/45 to 9	MHK500	MHK500

 Heater kits fitted with APM® technology - please see page 5.

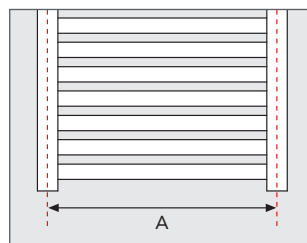
code	width mm	height mm	Btu/hr $\Delta 50^{\circ}\text{C}$	watts $\Delta 50^{\circ}\text{C}$
CMR1/45	440	730	1017	298
CMR1	490	730	1129	331
CMR2	590	730	1355	397
CMR3	740	730	1692	496
CMR4/45	440	1200	1682	493
CMR4	490	1200	1866	547
CMR5	590	1200	2242	657
CMR6	740	1200	2801	821
CMR7/45	440	1858	2576	755
CMR7	490	1858	2863	839
CMR8	590	1858	3432	1006
CMR9	740	1858	4292	1258

Outputs based on white finish. Chrome outputs less approx 35%.



Rail Combinations

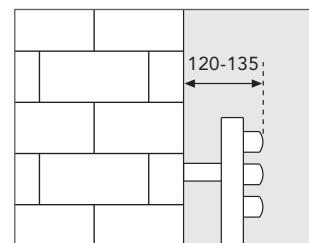
Pipe Centre Tappings (mm)



width (mm)	A (mm)
440	396
490	446
590	546
740	696

For dual fuel +/- 70mm.

Projection (mm)



NB: All measurements are nominal.