



MARANO.

A union of warmth and timeless fashionable style.



Suitable for indirect/closed heating systems only.



Recommended valves: V15A or V15S, please see page 62.



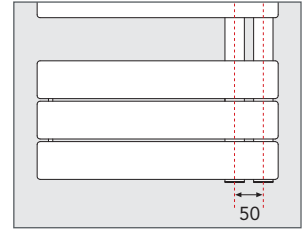
Dual fuel option available: recommended heater kit = ECO450.



Option of mounting either left or right handed.

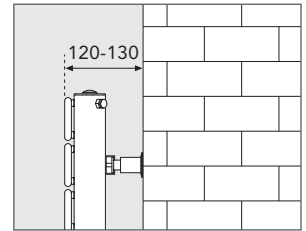


Pipe Centre Tappings (mm)



For dual fuel +/- 70mm.

Projection (mm)



code	width mm	height mm	Btu/hr $\Delta 50^{\circ}\text{C}$	watts $\Delta 50^{\circ}\text{C}$
CHO1	600	1130	2409	706
CHO2	600	1430	2917	855

INTERLUDE.

Elegance combined with design simplicity.



Suitable for indirect/closed heating systems only.



Recommended valves: V15A or V15S, please see page 62.

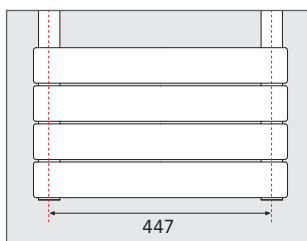


Dual fuel option available for INT2 & INT3 only: recommended heater kit = ECO450.



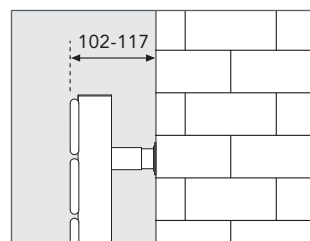
code	width mm	height mm	Btu/hr $\Delta 50^{\circ}\text{C}$	watts $\Delta 50^{\circ}\text{C}$
INT1	500	530	1007	295
INT2	500	905	1604	470
INT3	500	1655	2788	817

Pipe Centre Tappings (mm)



For dual fuel +/- 70mm.

Projection (mm)



NB: All measurements are nominal.