















# BANI

BANI is a square tube towel warmer in a ladder rail design. It is distinctive by its beautiful bright chrome finish that gives a light, modern feel to any bathroom. It is a premium, high output product, making it a practical and stylish choice.



## GENERAL SPECIFICATION

- 
**CERTIFICATION**  
 Manufactured and tested to BS EN 442. Carries the BS Kitemark. Produced under an environmental management system - ISO 14001:2004.
- 
**CONNECTIONS**  
 2 x 1/2" BSP as standard.
- 
**AIR VENTS**  
 Integrated.
- 
**OPERATING PRESSURES**  
 Tested to a pressure of 9.6 bar. Working pressure of up to 7.4 bar.
- 
**DELIVERY**  
 Stocked item (FAN1): 2 - 5 working days.  
 Non-stocked item (FAN2): 6 - 8 weeks.
- 
**VALVES**  
 Please see page 124.
- 
**GUARANTEE**  
 10 year guarantee from date of purchase against manufacturing defects.
- 
**COLOUR**  
 Finished in chrome.
- 
**MATERIAL**  
 Manufactured from steel.
- 
**ACCESSORIES**  
 Please see page 125.
- 
**SYSTEM**  
 2 pipe pumped indirect domestic and commercial heating applications.

For more general information, please see page 250.



### WEIGHTS, WATER CONTENTS & n-COEFFICIENTS

Model	Weight (kg)	Water Content (l)	n-Coefficient
FAN1	16.40	4.80	1.302
FAN2	25.80	8.00	1.321

Order Code	Nominal Height (H) (mm)	Nominal Length (L) (mm)	Heat Outputs @ ΔT 50°C		Heat Outputs @ ΔT 30°C	
			Watts	Btu/h	Watts	Btu/h
FAN1	1108	532	328	1119	169	577
FAN2	1800	532	518	1767	264	901