



PREMIER HE

PREMIER METRIC



PREMIER HE, PREMIER METRIC & PREMIER COMPACT















PREMIER COMPACT

MYSON's PREMIER range sets the benchmark for panel radiators in the UK market. As the only UK panel radiator range offering imperial fitting dimensions, MYSON's PREMIER HE is the perfect panel radiator for retro fitting projects. The PREMIER METRIC offers the metric equivalent and, through the addition of side and top grilles, the PREMIER COMPACT model provides a sleeker alternative styling.

- Stylish and hazard reducing round top design
- Manufactured in the UK to the highest production standards
- Impressive heat outputs at low energy consumption
- Extensive range of size options
- PREMIER COMPACT comes with factory fitted top grille and side panels as standard

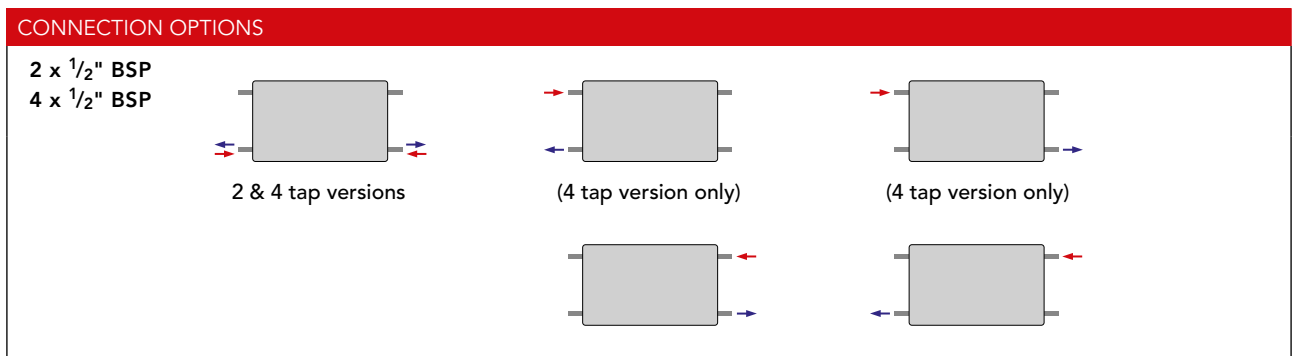
PREMIER HE GENERAL SPECIFICATION & TECHNICAL INFORMATION

- 
CERTIFICATION
 Manufactured and tested to BS EN 442. Carries the BS Kitemark. Produced under a quality management system - ISO 9001:2008 and environmental management system - ISO 14001:2015.
- 
GUARANTEE
 10 year guarantee from date of purchase against manufacturing defects.
- 
COLOUR
 All radiators are de-greased, phosphated and primer coated. An epoxy polyester finishing coat in white (RAL 9016) is applied to all front and rear surfaces.
- 
ACCESSORIES
 Touch up paint available on request.
- 
SYSTEM
 2 pipe pumped indirect domestic and commercial heating applications.
- 
CONNECTIONS
 2 x 1/2" BSP as standard. Selected sizes available with 4 x 1/2" BSP, please see below.
- 
AIR VENTS
 Unique integral air vent situated top right corner of panel, on the 2 tap models only.
- 
OPERATING PRESSURES
 Tested to a pressure of 7 bar. Working pressure of up to 5.4 bar.
- 
OPERATING TEMPERATURE
 Maximum 100°C.
- 
DELIVERY
 2 - 5 working days.
- 
VALVES
 Please see page 205.
- 
BIM
 Visit our website to download the BIM components www.myson.co.uk/bim

For more general information, please see page 250.

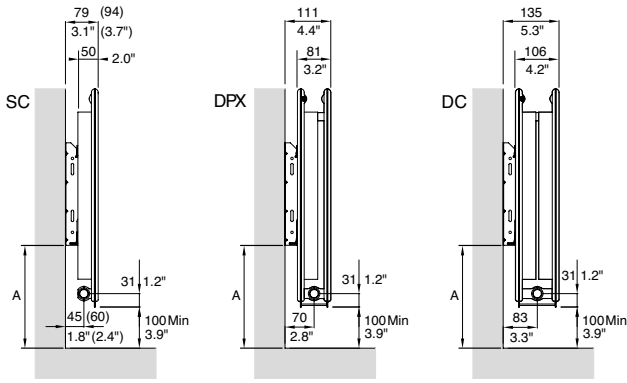
WEIGHTS & WATER CONTENTS PER METRE LENGTH									
Type		Nominal Height (in)							
		12		15		21		27	
		Weight (kg)	Water Content (l)	Weight (kg)	Water Content (l)	Weight (kg)	Water Content (l)	Weight (kg)	Water Content (l)
11	SC	8.2	2.8	10.6	3.2	14.7	4.0	19.3	5.1
21	DPX	-	-	18.0	6.4	24.7	8.3	32.4	9.9
22	DC	16.3	5.8	20.7	6.4	29.1	8.3	38.2	9.9

n-COEFFICIENTS					
Type		Nominal Height (in)			
		12	15	21	27
11	SC	1.2692	1.2728	1.2783	1.3079
21	DPX	-	1.2850	1.2995	1.3136
22	DC	1.2825	1.2988	1.3241	1.3246



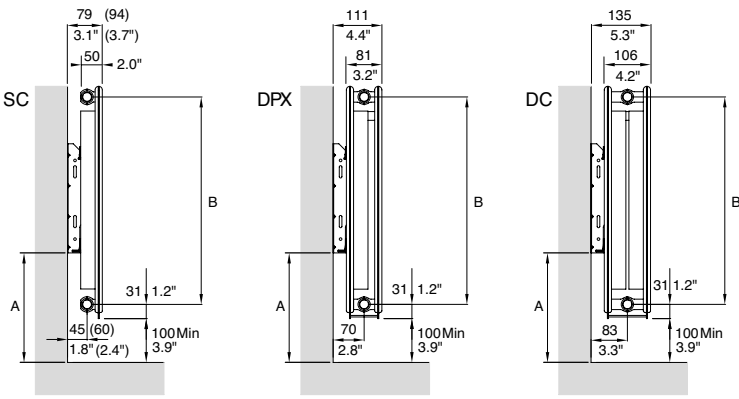
MOUNTING POSITIONS, DIMENSIONS & WALL BRACKETS

2 connections*

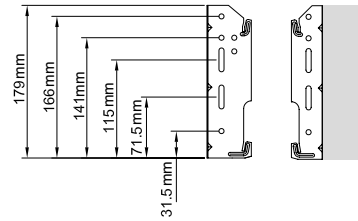


Nominal Height (in)	A		B	
	(in)	(mm)	(in)	(mm)
12	6.65	170	N/A	N/A
15	6.93	177	13.2	335
21	9.81	250	18.7	475
27	16.10	410	25.0	635

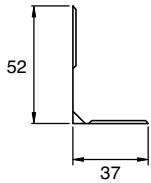
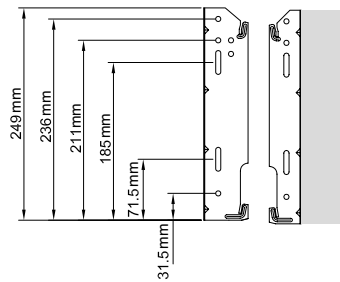
4 connections**



12" Wall Bracket***



15/21/27" Wall Bracket***



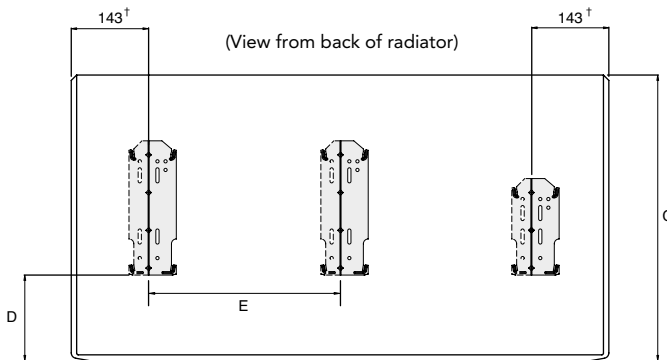
Bracket Plan View

N.B. Figures in brackets apply when hanging with long leg.
Long leg suitable for hanging Type 11 (SC) radiators only. Short leg suitable for radiator Types 11, 21 & 22.

*Available for full range
**Available for selected sizes
***Security clip available on request

NB: All measurements are nominal.

BRACKET POSITIONS & DIMENSIONS



Nominal Height (in)	C		D	
	(in)	(mm)	(in)	(mm)
12	11.8	300	2.75	70
15	15.4	390	3.03	77
21	20.9	530	5.91	150
27	27.2	690	12.20	310

Nominal Length (in)	E	
	(in)	(mm)
77	34	864
79	35	889
85	38	965

N.B. Radiators up to and including 69" long have two brackets. Radiators 77" and longer have three brackets. The position of the centre bracket is given in the table.

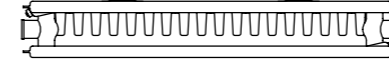
† 118mm from each end for 11" (286mm) long radiators only.

PREMIER HE
HEAT OUTPUTS

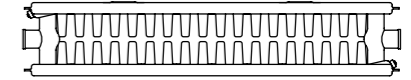
Single Convector
Type 11



Double Panel "Xtra"
Type 21



Double Convector
Type 22



Nominal Height	Nominal Length (inches - mm)	No. of sections
12 inch (300mm)	15 - 400	8
	31 - 800	16
	47 - 1200	24
	63 - 1600	32
	79 - 2000	40

Heat Outputs @ ΔT 50°C		Heat Outputs @ ΔT 30°C		Order Code
Watts	Btu/h	Watts	Btu/h	
199	680	104	356	12 SC 15
409	1395	214	730	12 SC 31
618	2109	323	1103	12 SC 47
828	2824	433	1477	12 SC 63

Heat Outputs @ ΔT 50°C		Heat Outputs @ ΔT 30°C		Order Code
Watts	Btu/h	Watts	Btu/h	

Heat Outputs @ ΔT 50°C		Heat Outputs @ ΔT 30°C		Order Code
Watts	Btu/h	Watts	Btu/h	
795	2712	413	1408	12 DC 31
1201	4098	624	2129	12 DC 47
1609	5489	835	2851	12 DC 63
2015	6875	1047	3571	12 DC 79

15 inch (390mm)	21 - 540	11
	25 - 641	13
	29 - 743	15
	37 - 946	19
	41 - 1047	21
	45 - 1149	23
	49 - 1251	25
	53 - 1352	27
	57 - 1454	29
	61 - 1556	31
	69 - 1759	35
77 - 1962	39	
85 - 2165	43	

354	1207	185	630	15 SC 21
420	1433	219	748	15 SC 25
487	1661	254	867	15 SC 29
620	2114	323	1104	15 SC 37*
686	2342	358	1222	15 SC 41*
753	2568	393	1340	15 SC 45*
819	2796	428	1459	15 SC 49*
886	3024	463	1578	15 SC 53*
952	3249	497	1696	15 SC 57
1019	3477	532	1815	15 SC 61
1152	3931	601	2052	15 SC 69
1285	4385	671	2289	15 SC 77

723	2467	375	1279	15 DPX 29
920	3141	477	1629	15 DPX 37*
1020	3479	529	1805	15 DPX 41*
1118	3815	580	1979	15 DPX 45*
1217	4153	631	2154	15 DPX 49*
1316	4492	683	2330	15 DPX 53*
1415	4827	734	2504	15 DPX 57*
1514	5166	785	2680	15 DPX 61
1712	5840	888	3029	15 DPX 69
1909	6514	990	3379	15 DPX 77

675	2303	348	1186	15 DC 21
801	2734	413	1408	15 DC 25
929	3169	478	1632	15 DC 29*
1183	4035	609	2078	15 DC 37*
1310	4470	675	2302	15 DC 41*
1436	4900	740	2524	15 DC 45*
1564	5336	805	2748	15 DC 49*
1691	5771	871	2972	15 DC 53*
1818	6201	936	3194	15 DC 57
1945	6636	1002	3418	15 DC 61
2199	7502	1133	3864	15 DC 69
2453	8368	1263	4310	15 DC 77
2706	9234	1394	4756	15 DC 85

21 inch (530mm)	17 - 438	9
	21 - 540	11
	25 - 641	13
	29 - 743	15
	33 - 844	17
	37 - 946	19
	41 - 1047	21
	45 - 1149	23
	49 - 1251	25
	53 - 1352	27
	57 - 1454	29
	61 - 1556	31
	69 - 1759	35
	77 - 1962	39
85 - 2165	43	

375	1281	195	667	21 SC 17*
463	1579	241	822	21 SC 21*
549	1874	286	976	21 SC 25*
637	2173	331	1131	21 SC 29*
724	2471	377	1286	21 SC 33*
811	2766	422	1440	21 SC 37*
898	3064	467	1595	21 SC 41*
985	3360	513	1749	21 SC 45*
1072	3658	558	1904	21 SC 49*
1160	3956	604	2059	21 SC 53*
1246	4252	649	2213	21 SC 57*
1333	4550	694	2368	21 SC 61*
1507	5143	785	2677	21 SC 69*
1681	5737	875	2986	21 SC 77
1855	6331	966	3295	21 SC 85

550	1876	283	966	21 DPX 17*
678	2312	349	1191	21 DPX 21*
804	2745	414	1413	21 DPX 25*
932	3182	480	1638	21 DPX 29*
1060	3618	546	1863	21 DPX 33*
1187	4051	611	2086	21 DPX 37*
1315	4488	677	2311	21 DPX 41*
1442	4920	742	2533	21 DPX 45*
1570	5357	808	2758	21 DPX 49*
1698	5794	874	2983	21 DPX 53*
1825	6226	940	3206	21 DPX 57
1953	6663	1005	3431	21 DPX 61
2208	7532	1137	3878	21 DPX 69
2462	8401	1268	4326	21 DPX 77

706	2411	359	1226	21 DC 17*
871	2972	443	1511	21 DC 21*
1034	3528	526	1794	21 DC 25*
1198	4089	609	2079	21 DC 29*
1363	4651	693	2365	21 DC 33*
1526	5206	776	2647	21 DC 37*
1690	5768	859	2933	21 DC 41*
1853	6324	942	3215	21 DC 45*
2018	6885	1026	3501	21 DC 49*
2182	7446	1110	3786	21 DC 53*
2345	8002	1192	4069	21 DC 57
2510	8564	1276	4354	21 DC 61
2837	9681	1443	4922	21 DC 69
3165	10798	1609	5490	21 DC 77
3492	11915	1776	6058	21 DC 85

27 inch (690mm)	11 - 286	6
	17 - 438	9
	21 - 540	11
	25 - 641	13
	29 - 743	15
	33 - 844	17
	37 - 946	19
	41 - 1047	21
	45 - 1149	23
	53 - 1352	27
	61 - 1556	31
	69 - 1759	35

305	1042	157	534	27 SC 11*
468	1596	240	818	27 SC 17*
577	1968	296	1009	27 SC 21*
685	2336	351	1198	27 SC 25*
794	2708	407	1388	27 SC 29*
902	3079	463	1579	27 SC 33*
1010	3447	518	1767	27 SC 37*
1119	3819	574	1958	27 SC 41*
1227	4187	629	2147	27 SC 45*
1445	4930	741	2528	27 SC 53
1662	5670	852	2907	27 SC 61
1879	6410	963	3286	27 SC 69

687	2343	351	1198	27 DPX 17*
847	2889	433	1477	27 DPX 21*
1005	3429	514	1753	27 DPX 25*
1165	3975	596	2032	27 DPX 29*
1325	4521	677	2311	27 DPX 33*
1483	5061	758	2587	27 DPX 37*
1643	5607	840	2866	27 DPX 41
1802	6147	921	3142	27 DPX 45
2122	7239	1084	3700	27 DPX 53
2440	8325	1247	4255	27 DPX 61

572	1951	291	992	27 DC 11*
876	2987	445	1519	27 DC 17*
1079	3683	549	1872	27 DC 21*
1281	4372	651	2222	27 DC 25*
1485	5068	755	2576	27 DC 29*
1689	5763	859	2930	27 DC 33*
1891	6452	961	3280	27 DC 37*
2095	7148	1065	3633	27 DC 41*
2297	7837	1168	3984	27 DC 45*
2705	9228	1375	4691	27 DC 53
3110	10613	1581	5395	27 DC 61
3516	11997	1787	6099	27 DC 69

*Available as a 4 tap option.