



PREMIER HE

PREMIER METRIC



PREMIER HE, PREMIER METRIC & PREMIER COMPACT



PREMIER COMPACT

MYSON's PREMIER range sets the benchmark for panel radiators in the UK market. As the only UK panel radiator range offering imperial fitting dimensions, MYSON's PREMIER HE is the perfect panel radiator for retro fitting projects. The PREMIER METRIC offers the metric equivalent and, through the addition of side and top grilles, the PREMIER COMPACT model provides a sleeker alternative styling.

- Stylish and hazard reducing round top design
- Manufactured in the UK to the highest production standards
- Impressive heat outputs at low energy consumption
- Extensive range of size options
- PREMIER COMPACT comes with factory fitted top grille and side panels as standard

PREMIER COMPACT

GENERAL SPECIFICATION & TECHNICAL INFORMATION

CERTIFICATION
Manufactured and tested to BS EN 442. Carries the BS Kitemark. Produced under a quality management system - ISO 9001:2008 and environmental management system - ISO 14001:2015.

10 GUARANTEE
10 year guarantee from date of purchase against manufacturing defects.

COLOUR
All radiators are de-greased, phosphated and primer coated. An epoxy polyester finishing coat in white (RAL 9016) is applied to all front and rear surfaces.

A ACCESSORIES
Touch up paint available on request.

SYSTEM
2 pipe pumped indirect domestic and commercial heating applications.

CONNECTIONS
4 x 1/2" BSP. Please see below.

AIR VENTS
Air vent and plug packs are included in the packaging.

OPERATING PRESSURES
Tested to a pressure of 7 bar. Working pressure of up to 5.4 bar.

OPERATING TEMPERATURE
Maximum 100°C.

DELIVERY
2 - 5 working days.

VALVES
Please see page 205.

BIM
Visit our website to download the BIM components www.myson.co.uk/bim

For more general information, please see page 250.

WEIGHTS & WATER CONTENTS PER METRE LENGTH

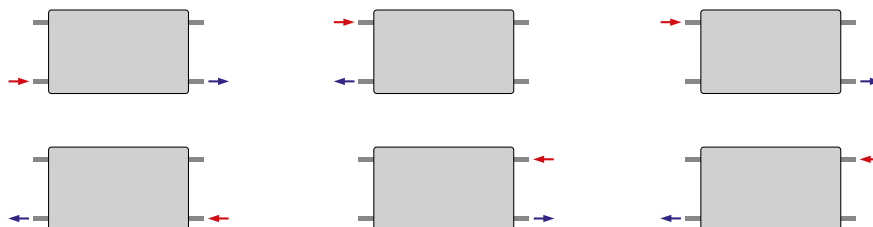
Type		Nominal Height (mm)							
		300		450		600		700	
		Weight (kg)	Water Content (l)	Weight (kg)	Water Content (l)	Weight (kg)	Water Content (l)	Weight (kg)	Water Content (l)
11	SC	9.8	2.8	14.2	3.4	18.8	4.1	21.7	4.9
21	DPX	15.4	5.7	22.0	6.7	29.9	8.3	34.6	9.9
22	DC	18.4	5.7	26.1	6.7	34.8	8.3	40.5	9.9

n-COEFFICIENTS

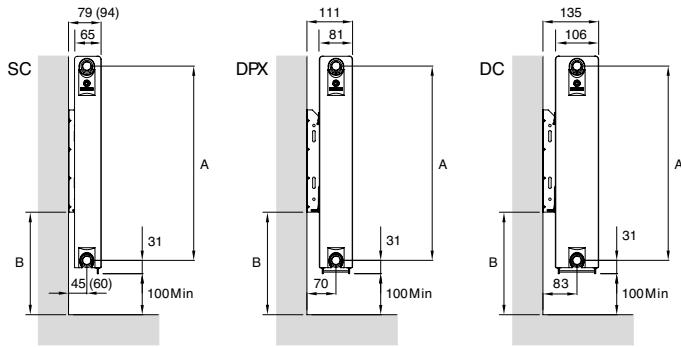
Type		Nominal Height (mm)			
		300	450	600	700
11	SC	1.2825	1.2878	1.3042	1.3236
21	DPX	1.2217	1.2622	1.2925	1.3049
22	DC	1.2522	1.2951	1.3307	1.3489

CONNECTION OPTIONS

4 x 1/2" BSP

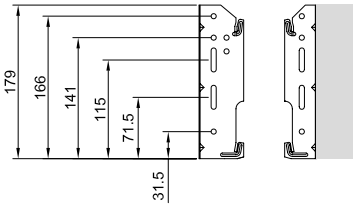


MOUNTING POSITIONS, DIMENSIONS & WALL BRACKETS

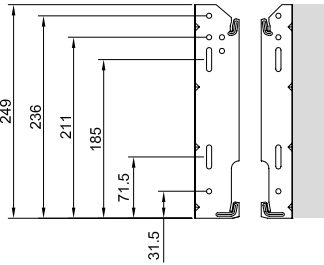


Nominal Height (mm)	A (mm)	B (mm)
300	245	170
450	395	237
600	545	320
700	645	410

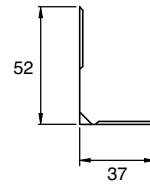
300mm Wall Bracket*



450/600/700mm Wall Bracket*



Bracket Plan View

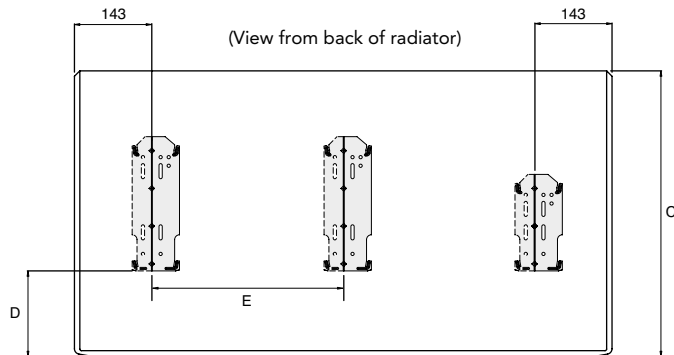


N.B. Long leg suitable for hanging Type 11 (SC) radiators only. Short leg suitable for radiator Types 11, 21 & 22.

*Security clip available on request

NB: All measurements are nominal.

BRACKET POSITIONS & DIMENSIONS



Nominal Height (mm)	C (mm)	D (mm)
300	300	70
450	450	137
600	600	220
700	700	310

Nominal Length (mm)	E (mm)
1800	762
2000	864

N.B. Only radiators 1800mm & 2000mm long have 3 sets of brackets as shown, with the 3rd set in the middle of the radiator. The position of the centre bracket is given in the table.

PREMIER COMPACT
HEAT OUTPUTS

Single Convector
Type 11



Nominal Height	Nominal Length (mm)
300mm	400
	800
	1000
	1200
	1600
2000	

Heat Outputs @ ΔT 50°C		Heat Outputs @ ΔT 30°C		Order Code
Watts	Btu/h	Watts	Btu/h	
191	652	99	339	30 SC 40 G
392	1338	204	695	30 SC 80 G
593	2023	308	1051	30 SC 120 G
794	2709	412	1407	30 SC 160 G
994	3393	516	1762	30 SC 200 G

450mm	400
	500
	600
	700
	800
	900
	1000
	1100
	1200
	1400
	1600
1800	
2000	

272	927	141	480	45 SC 40 G
343	1171	178	607	45 SC 50 G
415	1416	215	733	45 SC 60 G
486	1657	252	859	45 SC 70 G
557	1902	289	985	45 SC 80 G
628	2144	325	1110	45 SC 90 G
700	2388	363	1237	45 SC 100 G
771	2632	400	1363	45 SC 110 G
842	2874	436	1489	45 SC 120 G
985	3360	510	1741	45 SC 140 G
1128	3849	584	1994	45 SC 160 G
1271	4335	658	2246	45 SC 180 G
1413	4822	732	2497	45 SC 200 G

600mm	400
	500
	600
	700
	800
	900
	1000
	1100
	1200
	1400
	1600
1800	
2000	

354	1210	182	621	60 SC 40 G
448	1528	230	785	60 SC 50 G
541	1847	278	949	60 SC 60 G
634	2163	326	1111	60 SC 70 G
727	2482	374	1275	60 SC 80 G
820	2797	421	1437	60 SC 90 G
913	3116	469	1601	60 SC 100 G
1007	3435	517	1764	60 SC 110 G
1099	3750	565	1926	60 SC 120 G
1285	4385	660	2252	60 SC 140 G
1472	5023	756	2580	60 SC 160 G
1658	5657	852	2906	60 SC 180 G
1844	6291	947	3232	60 SC 200 G

700mm	300
	400
	500
	600
	700
	800
	900
	1000
	1100
	1200
	1400
1600	

300	1023	152	520	70 SC 30 G
411	1404	209	714	70 SC 40 G
520	1774	264	902	70 SC 50 G
628	2144	320	1090	70 SC 60 G
736	2510	374	1276	70 SC 70 G
844	2880	429	1465	70 SC 80 G
951	3246	484	1651	70 SC 90 G
1060	3616	539	1839	70 SC 100 G
1168	3986	594	2027	70 SC 110 G
1276	4352	649	2214	70 SC 120 G
1491	5089	758	2588	70 SC 140 G
1708	5829	869	2964	70 SC 160 G

Double Panel "Xtra"
Type 21



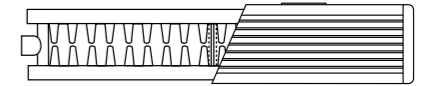
Heat Outputs @ ΔT 50°C		Heat Outputs @ ΔT 30°C		Order Code
Watts	Btu/h	Watts	Btu/h	
584	1991	313	1067	30 DPX 80 G
882	3009	473	1612	30 DPX 120 G
1181	4030	633	2159	30 DPX 160 G

796	2715	418	1425	45 DPX 80 G
897	3060	471	1606	45 DPX 90 G
999	3409	524	1789	45 DPX 100 G
1101	3757	578	1972	45 DPX 110 G
1202	4103	631	2153	45 DPX 120 G
1406	4797	738	2517	45 DPX 140 G
1610	5494	845	2883	45 DPX 160 G
1814	6188	952	3247	45 DPX 180 G

491	1674	254	865	60 DPX 40 G
620	2116	320	1093	60 DPX 50 G
749	2557	387	1321	60 DPX 60 G
877	2994	453	1547	60 DPX 70 G
1007	3435	520	1775	60 DPX 80 G
1135	3872	586	2001	60 DPX 90 G
1264	4313	653	2229	60 DPX 100 G
1394	4755	720	2457	60 DPX 110 G
1522	5192	786	2683	60 DPX 120 G
1779	6070	919	3137	60 DPX 140 G
2038	6953	1053	3593	60 DPX 160 G
2295	7831	1186	4046	60 DPX 180 G
2552	8709	1319	4500	60 DPX 200 G

561	1915	288	983	70 DPX 40 G
709	2419	364	1242	70 DPX 50 G
857	2924	440	1501	70 DPX 60 G
1003	3424	515	1758	70 DPX 70 G
1151	3928	591	2017	70 DPX 80 G
1298	4428	666	2274	70 DPX 90 G
1446	4933	742	2533	70 DPX 100 G
1594	5437	818	2792	70 DPX 110 G
1740	5937	893	3048	70 DPX 120 G
2034	6941	1045	3564	70 DPX 140 G
2330	7950	1196	4082	70 DPX 160 G

Double Convector
Type 22



Heat Outputs @ ΔT 50°C		Heat Outputs @ ΔT 30°C		Order Code
Watts	Btu/h	Watts	Btu/h	
353	1206	186	636	30 DC 40 G
725	2473	382	1305	30 DC 80 G
910	3106	480	1638	30 DC 100 G
1096	3738	578	1972	30 DC 120 G
1467	5006	774	2641	30 DC 160 G
1838	6271	969	3308	30 DC 200 G

518	1767	267	912	45 DC 40 G
654	2232	338	1152	45 DC 50 G
791	2698	408	1392	45 DC 60 G
926	3159	478	1630	45 DC 70 G
1062	3625	548	1871	45 DC 80 G
1198	4086	618	2108	45 DC 90 G
1334	4552	688	2349	45 DC 100 G
1470	5017	759	2589	45 DC 110 G
1606	5478	829	2827	45 DC 120 G
1877	6405	969	3305	45 DC 140 G
2150	7336	1110	3786	45 DC 160 G
2422	8263	1250	4264	45 DC 180 G
2693	9190	1390	4742	45 DC 200 G

662	2258	335	1144	60 DC 40 G
836	2853	424	1446	60 DC 50 G
1011	3448	512	1747	60 DC 60 G
1183	4037	600	2046	60 DC 70 G
1358	4633	688	2348	60 DC 80 G
1530	5222	776	2646	60 DC 90 G
1705	5817	864	2948	60 DC 100 G
1879	6412	952	3249	60 DC 110 G
2052	7001	1040	3548	60 DC 120 G
2399	8186	1216	4148	60 DC 140 G
2748	9376	1393	4751	60 DC 160 G
3095	10560	1568	5351	60 DC 180 G
3442	11745	1744	5952	60 DC 200 G

545	1861	274	934	70 DC 30 G
746	2546	375	1278	70 DC 40 G
943	3217	473	1615	70 DC 50 G
1139	3888	572	1952	70 DC 60 G
1334	4552	670	2285	70 DC 70 G
1531	5223	769	2622	70 DC 80 G
1726	5888	866	2956	70 DC 90 G
1922	6559	965	3293	70 DC 100 G
2119	7230	1064	3630	70 DC 110 G
2314	7894	1162	3963	70 DC 120 G
2705	9229	1358	4634	70 DC 140 G
3098	10571	1556	5307	70 DC 160 G