

## PLAN & PLAN PLUS

### GENERAL SPECIFICATION & TECHNICAL INFORMATION

- CERTIFICATION**  
Manufactured and tested to EN 442. Carries the BS Kitemark and CE Mark. Produced under a quality management system - ISO 9001:2015, environmental management system - ISO 14001:2015 and Occupational health and safety management system - OHSAS 18001.
- 10 GUARANTEE**  
10 year guarantee from date of purchase against manufacturing defects.
- COLOUR**  
All radiators are de-greased, phosphated and primer coated. An epoxy polyester finishing coat in white (RAL 9016) is applied to all front and rear surfaces.
- A ACCESSORIES**  
Touch up paint available on request.
- SYSTEM**  
2 pipe pumped indirect domestic and commercial heating applications.

- CONNECTIONS**  
4 x 1/2" BSP. Please see below.
- AIR VENTS**  
Air vent and plug packs are included in the packaging.
- OPERATING PRESSURES**  
Tested to a pressure of 13 bar. Working pressure of up to 10 bar.
- OPERATING TEMPERATURE**  
Maximum 100°C.
- DELIVERY**  
2 - 5 working days.
- VALVES**  
Please see page 231.
- BIM**  
Visit our website to download the BIM components [www.myson.co.uk/bim](http://www.myson.co.uk/bim)

For more general information, please see page 276.

#### WEIGHTS & WATER CONTENTS PER METRE LENGTH

Type	Nominal Height (mm)							
	300		400		500		600	
	Weight (kg)	Water Content (l)	Weight (kg)	Water Content (l)	Weight (kg)	Water Content (l)	Weight (kg)	Water Content (l)
11	11.70	1.50	16.10	2.20	20.50	2.90	24.80	3.40
21	-	-	-	-	23.70*	5.20*	33.70	6.10
22	19.10	3.20	25.10	4.20	31.50	5.20	38.00	6.10
33*	26.90	5.10	36.70	6.30	42.20	7.50	56.40	8.80

\*PLAN only.

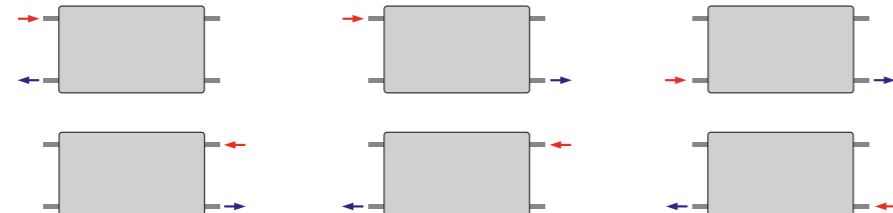
#### n-COEFFICIENTS

Type	Nominal Height (mm)			
	300	400	500	600
11	1.2820	1.2824	1.2827	1.2831
21	-	-	1.2907*	1.2967
22	1.3000	1.3098	1.3197	1.3295
33*	1.3159	1.3245	1.3331	1.3417

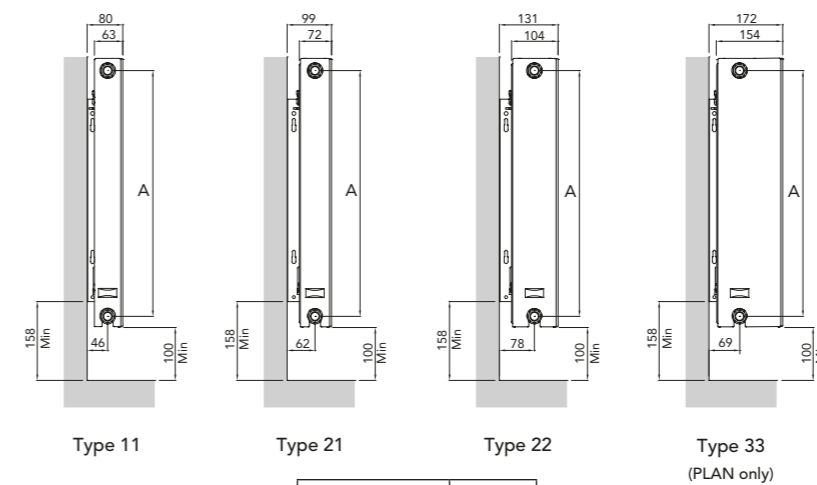
\*PLAN only.

#### CONNECTION OPTIONS

4 x 1/2" BSP

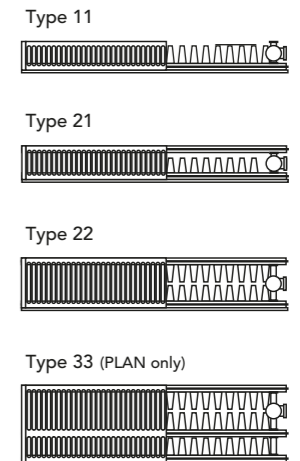


#### MOUNTING POSITIONS & DIMENSIONS

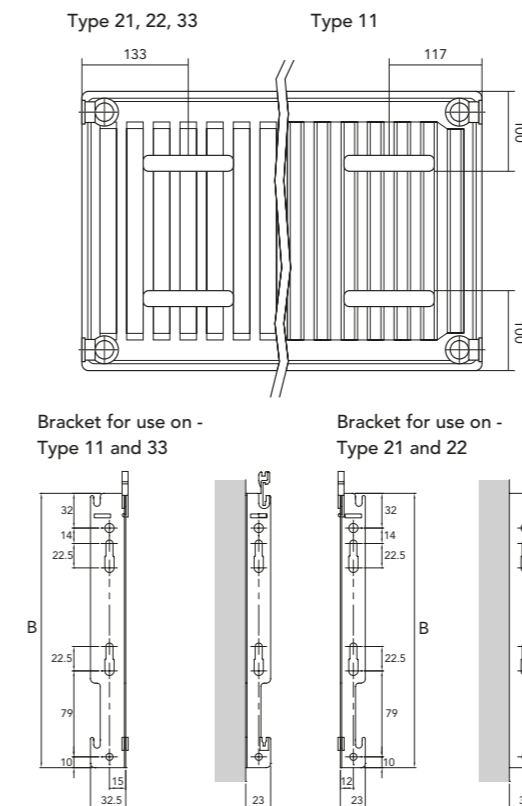


Nominal Height (mm)	A (mm)
300	250
400	350
500	450
600	550

Top View



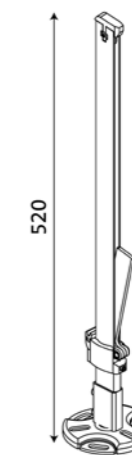
#### BRACKET POSITIONS & DIMENSIONS



Nominal Height (mm)	B (mm)
300	153
400	253
500	353
600	453

#### FLOOR BRACKETS

Floor Brackets



Floor brackets for all types:  
Radiator to wall distance: Any  
Maximum load of a single bracket:  
Vertically - 180kg  
Pulling - 35kg  
**Order Code:** RH033 (single piece)

Height 300 - 600mm	
Radiator length (mm)	Quantity of floor brackets
400 - 1800	2
2000 - 2400	3

NB: All measurements are nominal.

PLAN HEAT OUTPUTS

Type 11

Table with columns: Nominal Height, Nominal Length (mm), Heat Outputs @ ΔT 50°C (Watts, Btu/h), Heat Outputs @ ΔT 30°C (Watts, Btu/h), Order Code. Rows include 300mm, 400mm, 500mm, and 600mm heights.

Type 21

Table with columns: Heat Outputs @ ΔT 50°C (Watts, Btu/h), Heat Outputs @ ΔT 30°C (Watts, Btu/h), Order Code. Rows include 300mm, 400mm, 500mm, and 600mm heights.

Type 22

Table with columns: Nominal Height, Nominal Length (mm), Heat Outputs @ ΔT 50°C (Watts, Btu/h), Heat Outputs @ ΔT 30°C (Watts, Btu/h), Order Code. Rows include 300mm, 400mm, 500mm, and 600mm heights.

Type 33

Table with columns: Heat Outputs @ ΔT 50°C (Watts, Btu/h), Heat Outputs @ ΔT 30°C (Watts, Btu/h), Order Code. Rows include 300mm, 400mm, 500mm, and 600mm heights.

PLAN PLUS HEAT OUTPUTS

Type 11

Table with columns: Nominal Height, Nominal Length (mm), Heat Outputs @ ΔT 50°C (Watts, Btu/h), Heat Outputs @ ΔT 30°C (Watts, Btu/h), Order Code. Rows include 300mm, 400mm, 500mm, and 600mm heights.

Type 21

Table with columns: Heat Outputs @ ΔT 50°C (Watts, Btu/h), Heat Outputs @ ΔT 30°C (Watts, Btu/h), Order Code. Rows include 300mm, 400mm, 500mm, and 600mm heights.

Type 22

Table with columns: Nominal Height, Nominal Length (mm), Heat Outputs @ ΔT 50°C (Watts, Btu/h), Heat Outputs @ ΔT 30°C (Watts, Btu/h), Order Code. Rows include 300mm, 400mm, 500mm, and 600mm heights.

